

RDA Toolkit

RDA-koulutuspäivä 1

2.10.2015

Martin Engberg

RDA-kuvailuohje

- Julkaistaan RDA Toolkitissa
- Kehitetään ja muokataan
 - Paljon muutosehdotuksia eri organisaatioilta
 - Laaja sääntöpäivitys kerran vuodessa (huhtikuu)
 - Pienempiä päivityksiä 3 kertaa vuodessa (helmi-, elo-, lokakuu)

RDA Toolkit

Päivittyvä verkkosivusto ja tietokanta, johon kerätty kuvailutyöhön tarvittavia tietolähteitä

Sisältää

- RDA-kuvailuohjeet erikielisinä versioina
 - englantia, ranska, saksa, espanja (suomi, italia)
- Eri organisaatioiden sääntölinjauksia
- Muita kuvailutyöhön liittyviä työkaluja ja tietolähteitä

RDA Toolkitissa julkaistava suomennos

- RDA:n suomennos julkaistaan toolkitissa loppuvuodesta 2015?
- Suomalaisten kirjastojen linjaukset julkaistaan toolkitissa helmikuussa 2016?
- Suomalaisia esimerkkejä lisätään linjausten yhteyteen
- Työohjeiden teko vapaaehtoista

RDA:n suomennos

Kansalliskirjasto suomensi RDA-tekstin vuosina 2012-2014

- Sitoutuminen tekstin päivitykseen
- Tekstin työstäminen
- Korjausten tekeminen

Suomalaisten kirjastojen linjaukset

Suomalaisten esimerkkien teko

- Kansallinen kirjastoaineistojen kuvailun ohjausryhmä
- Kumea
- Luumu

RDA:n suomennos

- Lähtökohtana suomenkielinen käännös RDA:sta, ei Suomen oloihin muokattu RDA-versio
- Yhteinen periaate kaikille eri käännöksille
- Suomalaiset sovellukset näkyvät linjauksissa ja työohjeissa
- Käännöstä ja linjauksia saa mielellään kommentoida (mm. erikoisaineistot)

- Mikä on sopiva keskustelufoorumi?
 - RDA-tiedotussivut
 - kuvailusaannot-posti [at] helsinki.fi

Mistä RDA Toolkit löytyy?

<http://access.rdatoolkit.org/>

- Vaatii lisenssin
- RDA Toolkit käytössä sisäänkirjautumisen jälkeen

www.rdatoolkit.org

- Avoin sivusto
- Taustatietoa, koulutusaineistoa ym.

Mahdollisuus 30 päivän ilmaiseen tutustumiseen

RDA Toolkitin lisenssi

Organisaatiokohtainen lisenssi

Kustannukset <http://www.rdatoolkit.org/pricing>

Käyttäjien määrä	1	€ 161
	2-4	€ 154 / käyttäjä
	20 +	€ 140 / käyttäjä

- Konsortio-alennukset sopimusneuvotteluiden mukaan
- Kansallinen lisenssi?

Yleiskuva - RDA Toolkit

Sisällysluettelo - Välilehdet

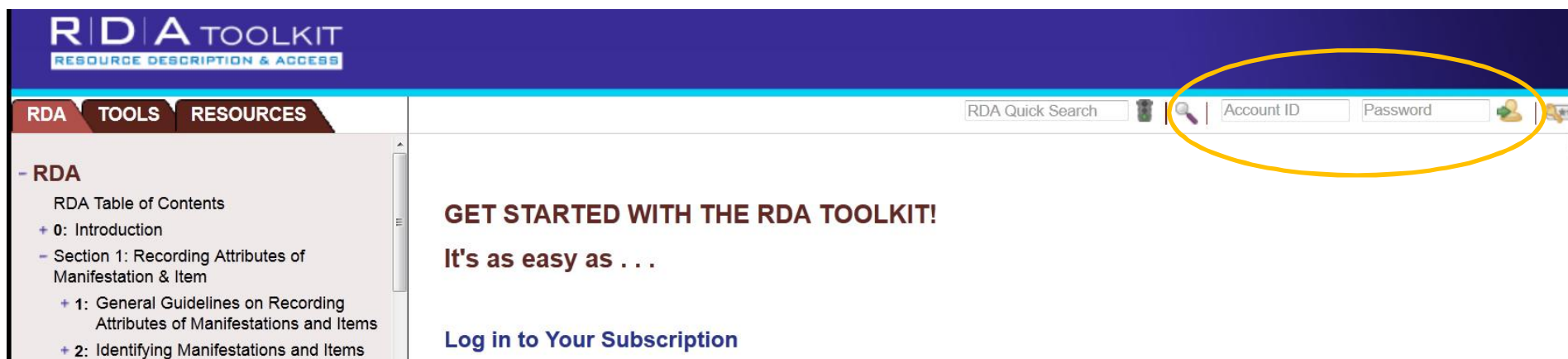
Ohjeteksti

Toimintovalikko

The screenshot displays the RDA Toolkit website interface. At the top, there is a navigation bar with 'RDA TOOLS RESOURCES' and a search bar. The main content area is titled 'RDA TABLE OF CONTENTS'. On the left, a sidebar lists the table of contents items, including sections 0 through 20. The main content area shows the following structure:

- 0: Introduction** [RDA](#)
 - 0.0: Purpose and Scope [RDA](#)
 - 0.1: Key Features [RDA](#)
 - 0.2: Relationship to Other Standards for Resource Description and Access [RDA](#)
 - 0.3: Conceptual Models Underlying RDA [RDA](#)
 - 0.4: Objectives and Principles Governing Resource Description and Access [RDA](#)
 - 0.5: Structure [RDA](#)
 - 0.6: Core Elements [RDA](#)
 - 0.7: Access Points [RDA](#)
 - 0.8: Alternatives and Options [RDA](#)
 - 0.9: Exceptions [RDA](#)
 - 0.10: Examples [RDA](#)
 - 0.11: Internationalization [RDA](#)
 - 0.12: Encoding RDA Data [RDA](#)
- Section 1: Recording Attributes of Manifestation and Item**
 - 1: General Guidelines on Recording Attributes of Manifestations and Items** [RDA](#)
 - 1.0: Scope [RDA](#)
 - 1.1: Terminology [RDA](#)
 - 1.2: Functional Objectives and Principles [RDA](#)
 - 1.3: Core Elements [RDA](#)
 - 1.4: Language and Script [RDA](#)
 - 1.5: Type of Description [RDA](#)
 - 1.6: Changes Requiring a New Description [RDA](#)
 - 1.7: Transcription [RDA](#)

Kirjautuminen, vaihe 1



The screenshot shows the RDA Toolkit website interface. At the top, there is a navigation bar with 'RDA', 'TOOLS', and 'RESOURCES' tabs. Below this, there is a search bar labeled 'RDA Quick Search' and a login section with 'Account ID' and 'Password' input fields, which are circled in yellow. The main content area features the text 'GET STARTED WITH THE RDA TOOLKIT!' and 'It's as easy as ...'. A sidebar on the left lists the RDA Table of Contents, including sections for Introduction, Recording Attributes of Manifestation & Item, and Identifying Manifestations and Items. A 'Log in to Your Subscription' link is also visible.

Organisaatiokohtainen käyttäjätunnus ja salasana

- Lisenssimaksu samanaikaisten käyttäjien mukaan
- RDA-kuvailuohjeet
- Linjaukset ja muut tietolähteet

Kirjautuminen, vaihe 2

The National Library of Finland

RDA Quick Search



Profile Name

Password



Your User Profile is currently inactive.

If you have a profile:

Enter your profile name and password and click Login.

Enter Profile Name... Enter Password...

Login

Or you may create a new profile:

Enter your desired account details and click Create.

Full Name:

Profile Name:

Email Address:

Password:

Confirm Password:

I agree to the RDA Toolkit [terms and conditions](#).

Create

Forgot your password? [Click Here to send yourself an email reminder](#).

Luo oma profiili

- nimi, sähköposti, salasana
- RDA Toolkitin kaikki ominaisuudet käytettävissä
- Yksi organisaatiotunnus - lukematon määrä omia profiileja

Oma profiili

Welcome, Martin Engberg

The National Library of Finland

RDA Quick Search

Manage Personalizations ...

Saved Searches

1. [Online](#) [Delete] [Rename] [Edit]

Bookmarks

1. [Musical works](#) (Do Not Share) [Delete] [Edit] [Change Sharing Mode]

Workflows

You do not currently have any workflows saved in your profile.

Maps

You do not currently have any maps saved in your profile.

Manage Settings ...

Toolkit Settings

These settings customize the behavior of the RDA Toolkit when you login with your profile.

Language:

Update

Split Documents By Page:

Automatically Synchronize TOC:

Hide Examples:

Display the selected link sets in...

RDA: LC-PCC PS NLA PS

AACR2: CM DCRMB LCRI MARC LAC RI

Reset Current Profile

To remove all personalizations held in your account, [Click Here](#).

Update Profile Details

Please enter the new full name, profile name, email address, and/or password for your profile. To protect your profile security the current profile password is required to make any changes.

Current Password:

New Full Name:

New Profile Name:

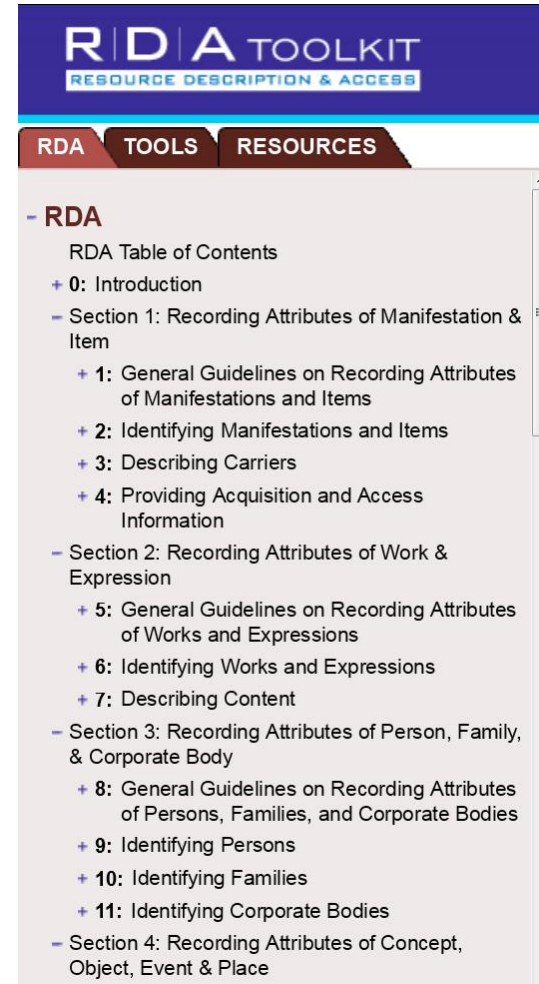
Update

- Tarkennettu haku
- Hakutulosten tallennus
- Omat kirjanmerkit
- Omat työohjeet
- Ensisijaisen kielen valinta

Välilehdet

RDA

- Kuvailuohjeet
 - Luvut 0-32
- Liitteet
 - A-M
- Sanasto
- Ohjeiden päivitysarkisto
 - 2012-2015



The screenshot shows the RDA Toolkit website interface. At the top, there is a blue header with the text "RDA TOOLKIT" and "RESOURCE DESCRIPTION & ACCESS" below it. Below the header, there are three tabs: "RDA", "TOOLS", and "RESOURCES". The "RDA" tab is selected. The main content area displays a table of contents for RDA, starting with "- RDA" and followed by "RDA Table of Contents". The table of contents is organized into sections and subsections, with plus signs indicating expandable items.

- RDA
 - RDA Table of Contents
 - + 0: Introduction
 - Section 1: Recording Attributes of Manifestation & Item
 - + 1: General Guidelines on Recording Attributes of Manifestations and Items
 - + 2: Identifying Manifestations and Items
 - + 3: Describing Carriers
 - + 4: Providing Acquisition and Access Information
 - Section 2: Recording Attributes of Work & Expression
 - + 5: General Guidelines on Recording Attributes of Works and Expressions
 - + 6: Identifying Works and Expressions
 - + 7: Describing Content
 - Section 3: Recording Attributes of Person, Family, & Corporate Body
 - + 8: General Guidelines on Recording Attributes of Persons, Families, and Corporate Bodies
 - + 9: Identifying Persons
 - + 10: Identifying Families
 - + 11: Identifying Corporate Bodies
 - Section 4: Recording Attributes of Concept, Object, Event & Place

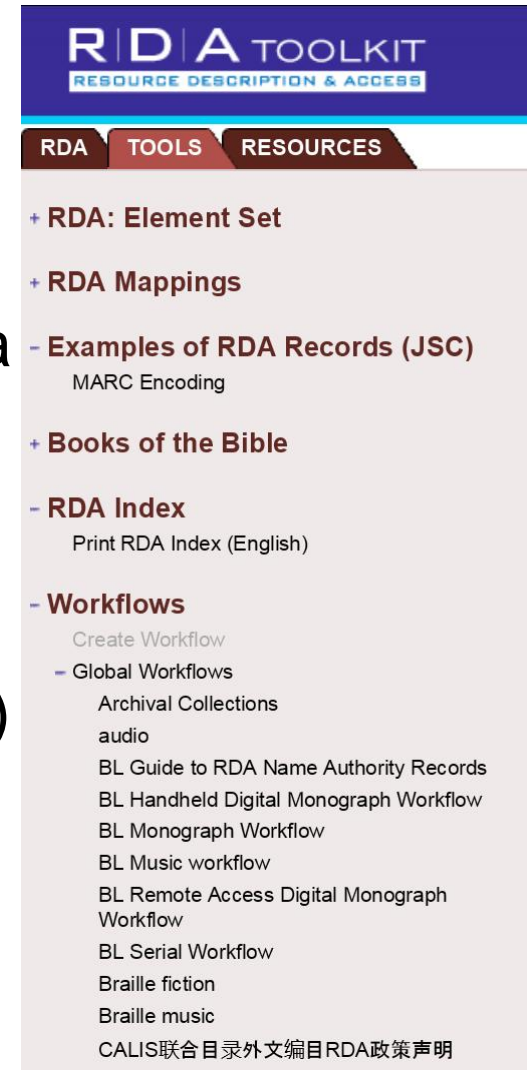
Välilehdet (2)

Työkalut (Tools)

- Elementit
- Mappaustaulukoita (MARC 21 ↔ RDA)
- Esimerkkietueita MARC 21 -formaatissa

Työohjeita (Workflows)

- Avoin kaikille (Global Workflows)
- Organisaatiokohtainen (Local Workflows)
- Henkilökohtainen (My Workflows)



The screenshot shows the RDA Toolkit website interface. At the top, there is a blue header with the text "RDA TOOLKIT" and "RESOURCE DESCRIPTION & ACCESS" below it. Below the header, there are three tabs: "RDA", "TOOLS", and "RESOURCES". The "TOOLS" tab is currently selected. The main content area lists several items:

- + RDA: Element Set
- + RDA Mappings
- Examples of RDA Records (JSC)
MARC Encoding
- + Books of the Bible
- RDA Index
Print RDA Index (English)
- Workflows
Create Workflow
- Global Workflows
 - Archival Collections
 - audio
 - BL Guide to RDA Name Authority Records
 - BL Handheld Digital Monograph Workflow
 - BL Monograph Workflow
 - BL Music workflow
 - BL Remote Access Digital Monograph Workflow
 - BL Serial Workflow
 - Braille fiction
 - Braille music
 - CALIS联合目录外文编目RDA政策声明

Suomenkieliset työohjeet RDA Toolkitiin

- Mahdollisuus tallentaa työohjeita
- Minkälaisille ohjeille on tarve?
 - MARC 21 -sovellusohje
 - Aineistokohtaiset ohjeet (musiikki, sarjat)
 - Kansalliset ohjeet
 - Kirjasto-/ organisaatiokohtaiset ohjeet
- Jokainen voi tallentaa halutessaan henkilökohtaisia ohjeita

Välilehdet (3)

Tietolähteitä (Resources)

- AACR2-säännöt
- Linjauksia RDA-ohjeisiin
 - Library of Congress
 - British Library
 - Saksankielinen alue
 - Suomalaisten kirjastojen linjaukset tulossa
- Linkkejä tietolähteisiin
 - IFLA (FR-mallit)
 - MARC Standards
 - Dublin Core Meta Data Initiative



The screenshot shows the RDA Toolkit website interface. At the top, there is a blue header with the text "R | D | A TOOLKIT" and "RESOURCE DESCRIPTION & ACCESS" below it. Below the header, there are three tabs: "RDA", "TOOLS", and "RESOURCES", with "RESOURCES" being the active tab. The main content area lists various resources with expandable/collapsible icons (+ and -). The resources listed are:

- + AACR2
- + Anwendungsrichtlinien für den deutschsprachigen Raum (D-A-CH AWR)
- + British Library Policy Statements
- + Library of Congress-Program for Cooperative Cataloging Policy Statements (LC-PCC PS)
- + Music Library Association Best Practices (MLA)
- + National Library of Australia Policy Statements (NLA PS)
- Other Resources
 - Element Sets & Encoding Standards
 - FRBR
 - FRAD
 - FRSAD
 - MARC Standards
 - Dublin Core Meta Data Initiative
 - Open Archives Initiative
 - Open Metadata Registry

Toimintavalikon ikonit, yläriivi

RDA Quick Search



Pikahaku

- Hakusana, ”fraasihaku”, Katkaistu haku *
- Kohdistaa haun RDA-kuvailuohjeisiin

Tarkennettu haku

- Mahdollistaa haun kohdennuksen toolkitin eri tietolähteisiin

Oma profiili

Tuki

Kirjaudu ulos

Toimintavalikon ikonit, alarivi



Muodosta ohjeelle URL

- Oman organisaation työohjeeseen voi lisätä linkin viitattavaan sääntökohtaan

Kielen pikavalinta

- Kielen voi vaihtaa väliaikaisesti
- Pysyvä kielivalinta omassa profiilissa

Näkymä kahdella kielellä

- Näkymään saa väliaikaisesti kaksi kieliversiota. Voi esim. verrata käännöstä alkukieliseen versioon

Toimintavalikon ikonit, alarivi (2)



Siirry seuraavaan/edelliseen hakutulokseen

Sisällysluettelon ja tekstin synkronointi

- Auttaa laajan tekstimäärän hahmottamista



Paluu hakutuloksiin



Rajaa tekstin näkymää



- Perusohjeet (Basic Instructions) = ydinelementit + tärkeimmät ohjeet
- Piilota esimerkit (Hide Examples)

Luo kirjanmerkki



Tulosta (tekee PDF:n luvusta)





Navigointi toolkitissa

Sisällysluettelo

- Auttaa hahmottamaan tietyn ohjeen sijoittumista kokonaisuuteen

Linkit kohdasta toiseen

- Linkitetyn ohjeistuksen tunnistaa vaaleansinisestä RDA-logosta 
- Kohdasta toiseen siirtyminen usein ohjeen ymmärtämisen edellytys
- Organisaatioiden sääntölinjauksilla oma logo, esim. British Library Policy Statements 

Esimerkki

- Sisällysluettelon otsikko synkronoitu ohjeen kanssa
- Linkki muihin keskeisiin kohtiin
- Linkit sääntölinjauksiin

The screenshot shows the RDA Table of Contents interface. The left sidebar contains a hierarchical list of sections. A red arrow points from the '1.5 Type of Description' entry in the sidebar to the corresponding section in the main content area. In the main content area, the '1.5.1 Different Ways of Describing a Resource' section is highlighted with a red box, and its list of options (a, b, c) is also highlighted with a red box. The '1.5.2 Comprehensive Description' section is also highlighted with a red box. The interface includes a top navigation bar with 'RDA', 'TOOLS', and 'RESOURCES' tabs, and a search bar with 'RDA Quick Search' and 'Profile Name' fields.

RDA TOOLS RESOURCES

RDA Quick Search Profile Name Password

[1] 2

1.5 Type of Description [MLA](#)

1.5.1 Different Ways of Describing a Resource [LC-PCC PS](#)

There are three different ways of describing a resource. Choose the way that is applicable for the type of resource and is appropriate to the purpose of the description:

- a comprehensive description (see [1.5.2 RDA](#))
- an analytical description (see [1.5.3 RDA](#))
- a hierarchical description (see [1.5.4 RDA](#)).

1.5.2 Comprehensive Description [LC-PCC PS](#) [D-A-CH](#) [MLA](#)

A comprehensive description is used to describe the resource as a whole. It can be used to describe any of the following types of resources:

- a resource issued as a single unit (e.g., a single audio disc, a PDF document)
- a multipart monograph (e.g., three videocassettes issued as a set, a kit consisting of a digital videodisc, a model, and an instruction booklet)
- a serial (e.g., a magazine published in monthly issues, an online journal)

Kuvailuohjeisiin liittyvät esimerkit

Ohjeisiin liittyvät esimerkit

- Havainnollistavat ainoastaan käsiteltävää sääntökohtaa
- Esimerkit pääasiallisesti englanniksi
- Osa esimerkeistä suomennettu
- Suomalaiset esimerkit lisätään linjauksiin

Esimerkit havainnollistavat edellä olevaa ohjetta

Sääntöä päivitetty
2015/04

Esimerkki
kuvailuohjeen
kohtaan

Selitys

6.23.2.9.1 Testaments

For the Old Testament, record *Old Testament* as a subdivision of the preferred title for the Bible.

For the New Testament, record *New Testament* as a subdivision of the preferred title for the Bible.

6.23.2.9.2 Books LC-PCC PS 2015/04 BIBLE

For a book of the Catholic or Protestant canon, record the title preferred by the agency creating the data (see the listing of books on the Tools tab of RDA Toolkit: [Books of the Bible](#) BIBLE). Record the title as a subdivision of the preferred title for the Bible.

EXAMPLE

Bible. Ezra

Preferred title recorded by an agency using the Authorized Version Bible

Bible. Revelation

Preferred title recorded by an agency using the New International Bible

Terminologia

- RDA-kuvailuohjeissa esiintyy omaa terminologiaa
- Kunkin osion alussa on määritelty osiota koskevat keskeiset termit
- Kolmio määritelmän kohdalla tarkoittaa linkkiä sanastoon
- Sanasto löytyy RDA-välilehdeltä, lukujen ja liitteiden alta

Esimerkki

Title Proper
(Päänimeke)

Core Element
(Ydinelementti)

Määritelmä ja
linkki sanastoon

The screenshot shows the RDA Toolkit interface. The left sidebar contains a table of contents with the following items:

- RDA
- + 0: Introduction
- Section 1: Recording Attributes of Manifestation & Item
- + 1: General Guidelines on Recording Attributes of Manifestations and Items
- 2: Identifying Manifestations and Items
- + 2.0 Purpose and Scope
- + 2.1 Basis for Identification of the Resource
- + 2.2 Sources of Information
- 2.3 Title
- + 2.3.1 Basic Instructions on Recording Titles
- + 2.3.2 Title Proper
- + 2.3.3 Parallel Title Proper
- + 2.3.4 Other Title Information
- + 2.3.5 Parallel Other Title Information
- + 2.3.6 Variant Title
- + 2.3.7 Earliest Title Proper
- + 2.3.8 Later Title Proper
- + 2.3.9 Key Title
- + 2.3.10 Abbreviated Title
- 2.4 Statement of Responsibility
- + 2.5 Edition Statement
- + 2.6 Numbering of Serials
- + 2.7 Production Statement
- + 2.8 Publication Statement
- + 2.9 Distribution Statement
- + 2.10 Manufacture Statement
- + 2.11 Copyright Date
- + 2.12 Series Statement

The main content area displays the following sections:

- 2.3.2 Title Proper (CORE ELEMENT)
- 2.3.2.1 Scope
- 2.3.2.2 Sources of Information (2014/04)
- 2.3.2.3 Facsimiles and Reproductions

The '2.3.2.1 Scope' section contains the following text:

The **title proper** is the chief name of a resource (i.e., the title normally used when citing the resource).
An alternative title is treated as part of the title proper.
The title proper does not include:

- parallel titles proper (see 2.3.3 RDA)
- other title information (see 2.3.4 RDA)
- parallel other title information (see 2.3.5 RDA).

A file name or data set name is not considered a title proper unless it is the only title appearing in the resource.

The '2.3.2.2 Sources of Information' section contains the following text:

Take the title proper from the preferred source of information as specified at 2.2.2 RDA–2.2.3 RDA.
If there is no title provided within the resource itself, take the title proper from one of the sources specified at 2.2.4 RDA.
Make a note on the source of the title proper, if required (see 2.17.2.3 RDA).

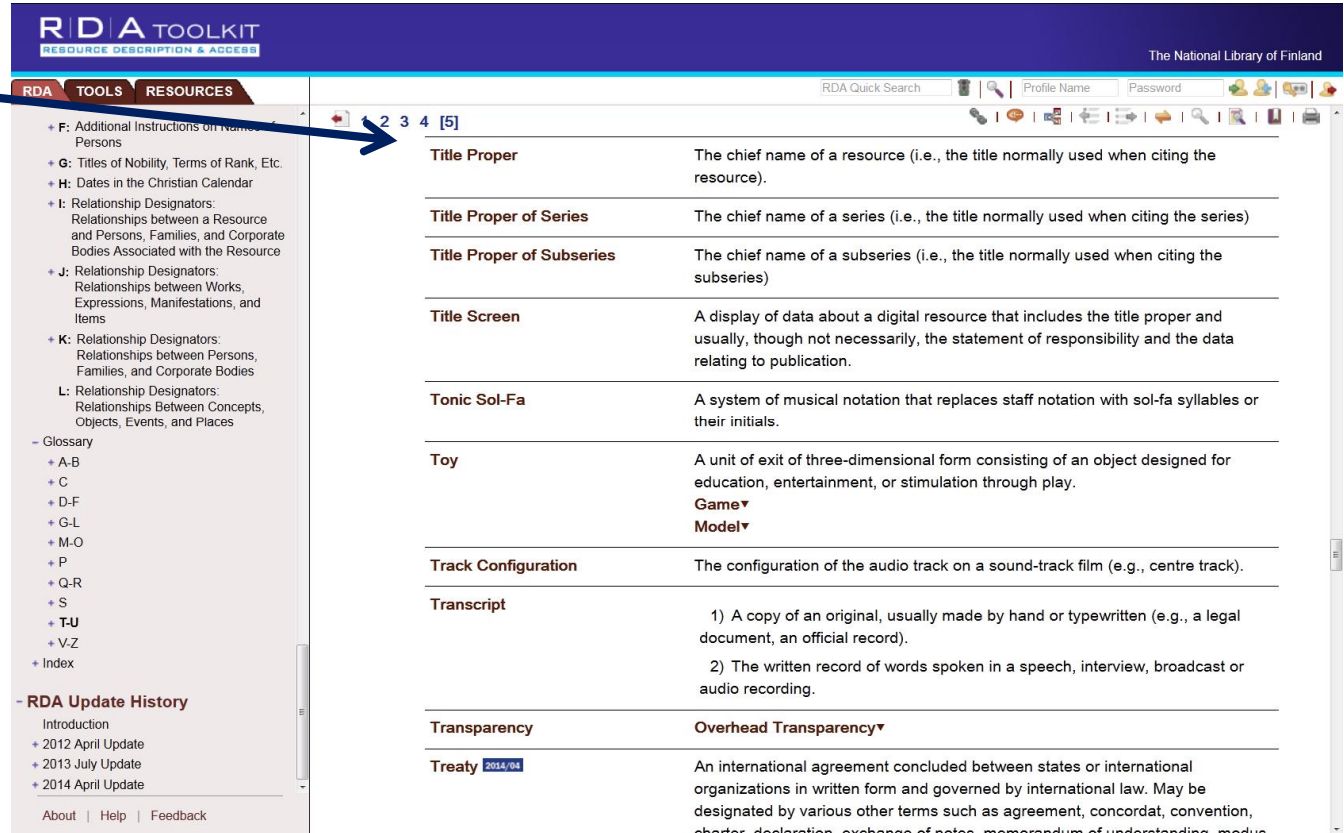
The '2.3.2.3 Facsimiles and Reproductions' section contains the following text:

When the title of a facsimile or reproduction is different from the title of the original manifestation, choose the title of the facsimile or reproduction as the title proper.

Below the text is a yellow box labeled 'EXAMPLE'.

Esimerkki, sanasto

Title Proper
Päänimeke



The screenshot shows the RDA Toolkit interface. On the left is a navigation menu with categories like 'F: Additional Instructions on Names of Persons', 'G: Titles of Nobility, Terms of Rank, Etc.', and 'H: Dates in the Christian Calendar'. A blue arrow points from the 'Title Proper' entry in the menu to the main content area. The main content area displays a table with the following entries:

Title Proper	The chief name of a resource (i.e., the title normally used when citing the resource).
Title Proper of Series	The chief name of a series (i.e., the title normally used when citing the series)
Title Proper of Subseries	The chief name of a subseries (i.e., the title normally used when citing the subseries)
Title Screen	A display of data about a digital resource that includes the title proper and usually, though not necessarily, the statement of responsibility and the data relating to publication.
Tonic Sol-Fa	A system of musical notation that replaces staff notation with sol-fa syllables or their initials.
Toy	A unit of exit of three-dimensional form consisting of an object designed for education, entertainment, or stimulation through play. Game▼ Model▼
Track Configuration	The configuration of the audio track on a sound-track film (e.g., centre track).
Transcript	1) A copy of an original, usually made by hand or typewritten (e.g., a legal document, an official record). 2) The written record of words spoken in a speech, interview, broadcast or audio recording.
Transparency	Overhead Transparency▼
Treaty <small>2014/04</small>	An international agreement concluded between states or international organizations in written form and governed by international law. May be designated by various other terms such as agreement, concordat, convention, charter, declaration, exchange of notes, memorandum of understanding, modus

Esimerkki, mappaustableukon käyttö

Välilehti: Tools

RDA mappings,
MARC to RDA
MARC kenttä 245,
osakenttä a

Vastaava sääntökohta
RDA 2.3.2

Title proper
(päänimeke)

Linkki sääntötekstiin

RDA TOOLKIT RESOURCE DESCRIPTION & ACCESS					
RDA		TOOLS		RESOURCES	
RDA: Element Set					
RDA Mappings					
RDA to MARC Bibliographic Mapping					
MARC Bibliographic to RDA Mapping					
RDA to MARC Authority Mapping					
MARC Authority to RDA Mapping					
RDA to MODS Mapping					
Examples of RDA Records (JSC)					
MARC Encoding					
Workflows					
Maps					
2010 Entity Relationship Diagram (Archival)					
Schemas (Archival)					
About Help Feedback					

245	Expression				
245	Title statement				
245 a	Title	2.3.2	RDA	Title Proper	
245 b	Remainder of title	2.3.3	RDA	Parallel Title Proper	
245 b	Remainder of title	2.3.4	RDA	Other Title Information	
245 b	Remainder of title	2.3.5	RDA	Parallel Other Title Information	
245 c	Statement of responsibility, etc.	2.4.2	RDA	Statement of Responsibility Relating to Title Proper	
245 c	Statement of responsibility, etc.	2.4.3	RDA	Parallel Statement of Responsibility Relating to Title Proper	
245 c	Statement of responsibility, etc.	2.3.2	RDA	Title Proper	
245 c	Statement of responsibility, etc.	2.3.3	RDA	Parallel Title Proper	
245 c	Statement of responsibility, etc.	2.3.4	RDA	Other Title Information	
245 c	Statement of responsibility, etc.	2.3.5	RDA	Parallel Other Title Information	
245 f	Inclusive dates	N/A			
245 g	Bulk dates	N/A			
245 h	Medium	N/A			
245 k	Form	3.9.2	RDA	Production Method for Manuscript	
245 k	Form	7.2	RDA	Nature of the Content	
245 n	Number of part/section of a work	2.3.2	RDA	Title Proper	
245 p	Name of part/section of a work	2.3.2	RDA	Title Proper	
245 s	Version	N/A			
Varying form of title					
246 2nd indicator # or 1 a	Title	2.3.3	RDA	Parallel Title Proper	

Esimerkki, tarkennettu haku

Hakufraasi "..."

Katkaisu *

Haun kohdistus:

- RDA-kuvailusäännöt
- perusohjeet
- kaikki kuvailutavat
- kaikki sisältötyypit
- kaikki mediatyypit

Tallenna haku nimellä

The screenshot shows the 'Advanced Search' interface. At the top right, there is a search bar with 'RDA Quick Search' and icons for help, search, and user profile. The main search area has a header 'Enter Phrase or String to Search ...' and a text input field containing '"Title proper"'. Below this, there are two columns of filters. The left column is titled 'Select Document(s) to Search ...' and contains a list of document types with checkboxes: RDA (checked), RDA: Element Set, RDA Mappings, Workflows, Maps, 2010 Entity Relationship Diagram (Archival), AACR2, Anwendungsrichtlinien für den deutschsprachigen Raum (D-A-CH AWR), British Library Policy Statements, and Library of Congress-Program for Cooperative Cataloging Policy Statements (LC-PCC PS). The right column is titled 'Select Metadata to Limit Search By ...' and includes an 'Exclude Examples' checkbox, an 'AACR2 Rule Number (RDA Only)' field with a tip 'Tip: Enter Operators between Numbers as needed', and a section for 'RDA Instruction Types (RDA Only)' with dropdown menus for Basic Instructions, All Description Types, All Content Types, All Media Types, All Issuance Types, and All Work Types. At the bottom, there is a 'Save Search as ...' section with a text input field containing 'Päänimike'.

Esimerkki, hakutulokset

Järjestys

- ohjeen numero
- relevanssi

Säännön numero ja otsikko

- linkki ohjeeseen

Hakutulosten välillä liikkuminen

Advanced Search

RDA Quick Search



Results 1 - 25 of 99 for "Title proper" in RDA by Document Order -

If the title of a separately issued part, section, or supplement appears on the source of information without the title that is common to all parts or sections,...

RDA: 2.3.2 Title Proper

RDA: 2.3.2.1 Scope

The **title proper** is the chief name of a resource (i.e., the title normally used when citing the resource).

RDA: 2.3.2.2 Sources of Information

Take the **title proper** from the preferred source of information as specified at 2.2.2 – 2.2.3 .

RDA: 2.3.2.3 Facsimiles and Reproductions

When the title of a facsimile or reproduction is different from the title of the original manifestation, choose the title of the facsimile or reproduction as the...

RDA: 2.3.2.4 Title in More Than One Language or Script

If:

RDA: 2.3.2.5 Title in More Than One Form

If:

RDA: 2.3.2.7 Recording the Title Proper

Record the **title proper** by applying the basic instructions at 2.3.1 .

RDA: 2.3.2.8 Other Elements Recorded as Part of the Title Proper

Record these other elements as part of the **title proper**, as applicable:

RDA: 2.3.2.8.1 Type of Composition, Medium of Performance, Key, Etc.

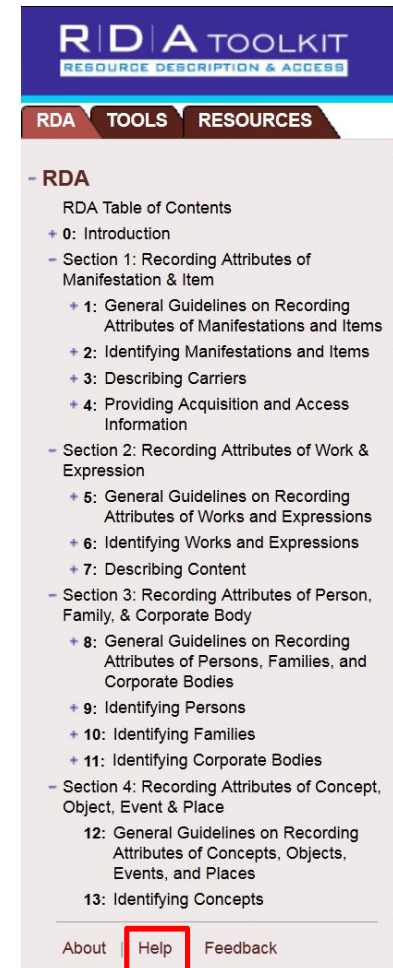
If a music title consists only of:

Results 1 – 25 |

Lisätietoja

Alapalkista löytyy Help-toiminto

- suomennetaan
- aukeaa ilman sisäänkirjausta



RDA TOOLKIT
RESOURCE DESCRIPTION & ACCESS

RDA TOOLS RESOURCES

- RDA

- RDA Table of Contents
- + 0: Introduction
- Section 1: Recording Attributes of Manifestation & Item
 - + 1: General Guidelines on Recording Attributes of Manifestations and Items
 - + 2: Identifying Manifestations and Items
 - + 3: Describing Carriers
 - + 4: Providing Acquisition and Access Information
- Section 2: Recording Attributes of Work & Expression
 - + 5: General Guidelines on Recording Attributes of Works and Expressions
 - + 6: Identifying Works and Expressions
 - + 7: Describing Content
- Section 3: Recording Attributes of Person, Family, & Corporate Body
 - + 8: General Guidelines on Recording Attributes of Persons, Families, and Corporate Bodies
 - + 9: Identifying Persons
 - + 10: Identifying Families
 - + 11: Identifying Corporate Bodies
- Section 4: Recording Attributes of Concept, Object, Event & Place
 - 12: General Guidelines on Recording Attributes of Concepts, Objects, Events, and Places
 - 13: Identifying Concepts

About **Help** Feedback

Kiitos!

RDA-tiedotussivut

kuvailusaannot-posti [at]
helsinki.fi